



JCB ENERGY ELECTRIC POWER INDUSTRY

📍 MADRID / SPAIN





GENERATOR GENERAL INFORMATION

GENERATOR	FREQUENCY	VOLTAGE	POWER FACTOR	SPEED	DIESEL ENGINE		ALTERNATOR		TYPE OF	GENERATOR OUTPUT				
Model	Hz	V	Cos Q	Rpm	Brand	Model	Series	Brand	Model	Series	Operation	kVA	kW	A
JCN 55	50	231/400	0.8	1500	JCN	E68JC	EII	JCBENERGY	JCB	180LXA	Standby	55,0	44,0	79,5
											Prime	50,0	40,0	72,3
											Continuous	35,0	28,0	50,6
JCN 67	60	277/480	0.8	1800	JCN	E68JC	EII	JCBENERGY	JCB	180LX	Standby	67,0	53,6	96,8
											Prime	60,9	48,7	88,0
											Continuous	42,6	34,1	61,6

- Diesel Engines with Advanced Technology and Quality
- Alternators with Advanced Technology and Quality
- Low Exhaust Emission
- Control Panel Suitable for Flexible Application
- Patented Compact Designed and Sound proof Canopy
- Low Operating Cost, Suitable for Heavy-Duty
- Durability, Low Noise Level

- Tropical 50 °C Radiator, First Class Product Support
- Fuel Filter with Water and Particle Separator
- Low Fuel Consumption, Low Oil Consumption
- Global Technical Service and Maintenance Support
- Wide Range of Affordable Spare Parts
- High Quality and Reliable Technology
- Half Century Experience in Generator Manufacturing

STAND BY POWER RATING – (ESP):

ESP is applicable for supplying emergency power for the duration of the utility power outage. No overload capability is available for this rating. Under no condition is an engine allowed to operate in parallel with the public utility at the Stand by Power rating. This rating should be applied where reliable utility power is available. A Stand By rated engine should be sized for a maximum of an 70% average load factor and 200 hours of operation per year. This includes less than 25 hours per year at the Stand by Power rating. Stand By ratings should never be applied except in true emergency power outages. Negotiated power outages contracted with a utility company are not considered an emergency.

PRIME POWER RATING – (PRP):

Applicable for supplying electric power in lieu of commercially purchased power. Prime Power applications must be in the form of one of the following two categories:

UNLIMITED TIME RUNNING PRIME POWER (ULTP):

PRP (Prime Power) is available for an unlimited number of hours per year in a variable load application. Variable load should not exceed a 70% average of the Prime Power rating during any operating period of 250 hours. The total operating time at 100% Prime Power shall not exceed 500 hours per year. A 10% overload capability is available for a period of 1 hour within a 12-hour period of operation. Total operating time at the 10% overload power shall not exceed 25 hours per year.

LIMITED TIME RUNNING PRIME POWER (LTP):

LTP (Limited Time Prime Power) is available for a limited number of hours in a no variable load application. It is intended for use in situations where power outages are contracted, such as in utility power curtailment. Engines may be operated in parallel to the public utility up to 750 hours per year at power levels never to exceed the Prime Power rating. The customer should be aware, however, that the life of any engine will be reduced by this constant high load operation. Any operation

CONTINUOUS POWER RATING (COP):

COP is the power that the engine can continue to use under the prescribed speed and the specified environment condition in the normal maintenance period stipulated in the manufacturing plant. And Continuous Power is applicable for supplying utility power at a constant 100% load for an unlimited number of hours per year. No overload capability is available for this rating.

PAY ATTENTION TO THE POINTS BELOW IN PICKING AND USING THE GENERATOR

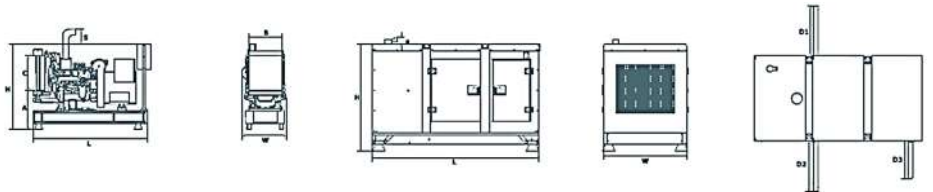
- * Generators can work on Continuous Power at 70% of Prime power value if only all maintenances are done on time with original spare parts and high-quality oils that manufacturer advice.
- * Generators should not operate below 50% of Prime Power value. In such a case, the engine will burn excessive oil and eventually have irreparable damage.
- * If your need is 1000 kVA or above, you should prefer Synchronic Systems with 2-3 generators with failure back up and simultaneous aging.
- * These points will provide advantage for you with purchasing and operating the generator.

GENERATOR DIMENSIONS AND TECHNICAL DRAWINGS



VALUES		OPEN TYPE GENERATOR	CANOPY TYPE GENERATOR
WIDTH	mm	622	1000
LENGTH	mm	1600	2300
HEIGHT	mm	1329	1190
WEIGHT (NET)	Kg	701	870
FUEL TANK CAPACITY	L	55	100

SYMBOL	OPEN	CANOPY
L	1600	2300
W	622	1000
H	894	1292
S	435	
A	565	
B	550	
C	480	
D1		800
D2		800
D3		450
D4		
D5		



FUEL CONSUMPTION

PERCENT OF PRIME POWER	1500 rpm		1800 rpm	
	l/hr		l/hr	
110 %	13,19		15,83	
100 %	11,99		14,38	
75 %	9,16		10,99	
50 %	6,36		7,63	

DIESEL ENGINE MAIN TECHNICAL PARAMETERS

GENERAL

Number of Cylinders		4
Configuration		Vertical, In Line
Aspiration		Turbocharged
Combustion System		Direct Injection
Compression Ratio		19.1:1
Bore	mm	90
Stroke	mm	100
Displacement	L	2,55
Governing Type		Mechanic
Governing Class		G2
Rotation		Counterclockwise
Firing Order		1-3-4-2
Emission		Tier II
Moments of Rotation Inertia		
Engine	Kg - m ²	0,44
Flywheel	Kg - m ²	2,55
Performance Rating		
Speed Droop	%	≤3
Steady State Speed Band	%	≤0,5

FILTERS

Air Filter		Dry Type, Replaceable
Fuel Filter		With Water Separator
Oil Filter		Element Type, Particulate Trap

FLYWHEEL HOUSING AND FLEX COUPLING

Flywheel Housing	SAE (J620)	4
Flex Coupling Disc	Inch (")	7,5

TEST CONDITIONS

Ambient Temperature	%	25
Atmospheric Pressure	KPa	100
Relative Humidity	Rh (%)	30
Max. Operating Intake Resistance	KPa	5
Exhaust Backpressure Limit	KPa	5
Fuel Temperature (Fuel Inlet Pump)	°C	38±2

OVERALL DIMENSIONS

Length*	mm	1042
Width	mm	592
Height	mm	734
Dry Weight	kg	315

*From front end of radiator to near end of air filter

FAN

Diameter	mm	400
Drive Ratio		1,25:1
Number of Blades		8
Material		Plastic
Type		Blowing

DIESEL ENGINE MAIN TECHNICAL PARAMETERS

COOLING SYSTEM

Radiator Type	50°C	Tropical
Total Coolant Capacity	L	13
Max. Perm. Coolant Outlet Temperature	°C	103
Max. Perm. Flow Resist. (Cool. System And Piping)	bar	0,5
Max. Temperature of Coolant Warning	°C	95
Max. Temperature of Coolant Shutdown	°C	98
Thermostat Operation Temperature - Initial Open	°C	68
Thermostat Operation Temperature - Full Open	°C	72
Delivery of Coolant Pump	m ³ /h	1,60
Min. Pressure Before Coolant Pump	bar	0,15
Radiator Face Area	m ²	0,26
Rows	Row	2
Matrix Density	Per / Inch	15,5
Material		Aluminum
Width of Matrix	mm	440
Height of Matrix	mm	590
Pressure Cap Setting	kPa	90
Estimated Cooling Air Flow Reserve	kPa	0,125
Engine Pre Heater-Tube (with Circulation Pump)	W	1500

LUBRICATION SYSTEM

Total System	L	8
Minimum Oil Level	L	7
Nominal Motor Operating Temperature	°C	40
Lubricating Oil Pressure (Rated Speed)	bar	5
Relief Valve Opens	kPa	352
Oil / Fuel Consumption Ratio	%	≤ 0,3
Normal Oil Temperature	°C	110

ELECTRICAL SYSTEM

Voltage	V	12
Starter	kW	3,2
Alternator Output Ampers	A	25
Alternator Output Voltage	V	14
Batteries Capacity	Ah	55

JCB ENERGY DIESEL ENGINE POWER RATINGS

ENGINE MODEL	E68JC	ENGINE FAMILY	JC41	ENGINE SERIES	EII		
Speed (Rpm)	Type of Operation	TYPICAL GENERATOR OUTPUT (NET)		ENGINE POWER			
		kVA	kWe	Gross		Net	
				KWm	Hp	kWm	Hp
1500	Stand By(Maximum)	54,2	43,4	53,0	71,1	49,0	65,8
	Prime	49,0	39,2	48,2	64,7	44,5	59,7
1800	Stand By(Maximum)	65,3	52,3	60,6	81,3	59,4	79,7
	Prime	59,0	47,2	57,8	77,6	53,6	71,9

DIESEL ENGINE MATCHING PARAMETERS - 50 HZ

50 HZ @ 1500 R/MIN		STAND BY	PRIME
Gross Engine Power	kW	53,0	48,2
Net Engine Power	kW	49,0	44,5
Fan Power Consumption (Belt Pulley Driven)	kW	2,5	2,5
Other Power Loss	kW	1,2	1,2
Mean Effective Pressure	MPa	1,53	1,39
Intake Air Flow	m ³ / min	2,43	2,43
Exhaust Temperature Limit	°C	420	400
Exhaust Flow	m ³ / min	3,55	3,23
Boost Pressure Ratio		8,60	7,80
Mean Piston Speed	m / s	5,1	5,1
Cooling Fan Air Flow	m ³ / min	46,6	46,6
Typical Generator Output Power	kVA	54	49
HEAT REJECTION		STAND BY	PRIME
Energy in Fuel (Heat of Combustion)	kW	136,0	123,0
Gross Heat to Power	kW	53,0	48,2
Energy to Coolant and Lubricating Oil	kW	33,7	30,3
Heat Dissipation Capacity *	kW	-	-
Energy to Exhaust	kW	39,5	35,6
Heat to Radiation	kW	9,6	8,7

*Intake Intercooled system

DIESEL ENGINE MATCHING PARAMETERS - 60 HZ

60 HZ @ 1800 R/MIN		STAND BY	PRIME
Gross Engine Power	kW	63,6	57,8
Net Engine Power	kW	59,4	53,6
Fan Power Consumption (Belt Pulley Driven)	kW	3,0	3,0
Other Power Loss	kW	1,2	1,2
Mean Effective Pressure	MPa	1,53	1,39
Intake Air Flow	m ³ / min	2,92	2,92
Exhaust Temperature Limit	°C	504	504
Exhaust Flow	m ³ / min	4,27	3,88
Boost Pressure Ratio		10,30	9,40
Mean Piston Speed	m / s	6,1	6,1
Cooling Fan Air Flow	m ³ / min	55,9	55,9
Typical Generator Output Power	kVA	65	59

HEAT REJECTION		STAND BY	PRIME
Energy in Fuel (Heat of Combustion)	kW	163,0	143,1
Gross Heat to Power	kW	63,6	53,6
Energy to Coolant and Lubricating Oil	kW	40,5	36,4
Heat Dissipation Capacity *	kW	-	-
Energy to Exhaust	kW	47,4	42,6
Heat to Radiation	kW	11,6	10,4

*Intake Intercooled system

JCB ALTERNATOR TECHNICAL PARAMETERS AND SPECIFICATIONS






ALTERNATOR TECHNICAL PARAMETERS				
Insulation Class		H	Field Control System	Self-Excited
Winding Pitch		2/3 - (N° 6)	A.V.R. Model	Standard SX460
Wires		12	Voltage Regulation	% ± 1
Protection		IP 23	Sustained Short-Circuit Current	10 sec 300% (3 IN)
Altitude	m	1000	Total Harmonic (*) TGH / THC	% < 5
Overspeed	rpm	2250	Wave Form: NEMA = TIF - (*)	< 50
Air Flow	m ³ /sec.	0.095	Wave Form: I.E.C. = THF - (*)	% < 2
Bearing Drive	N/A	-	Bearing Non-Drive	Bearing 6306-2RZ
Rotor Winding	100%	Copper	Stator Winding	100% Copper

ALTERNATOR SPECIFICATIONS

50 HZ / 231-400V COSQ 0,8 / 1500 RPM

STANDARD USING ALTERNATOR




OPTIONAL USING ALTERNATOR

BRAND/MODEL		JCB 180LXA		TAL042G		S1L2R			
DUTY		Continuous			Stand By				
AMBIENT	C°	40°C			27°C				
CLASS / TEMP. RISE	C°	H/ 125° K			H/ 163° K				
SERIES STAR	V	380/220	400/231	415/240	1 Phase	380/220	400/231	415/240	1 Phase
PARALLEL STAR	V	190/110	200/115	208/120	220	190/110	200/115	208/120	220
SERIES DELTA	V	220	230	240	230	220	230	240	230
OUTPUT POWER	kVA	50,0	50,0	52,0	33,0	55,0	55,0	57,0	36,0
OUTPUT POWER	kW	40,0	40,0	41,6	26,4	44,0	44,0	45,6	28,8

60 HZ / 277-480V COSQ 0,8 / 1800 RPM

STANDARD USING ALTERNATOR

OPTIONAL USING ALTERNATOR

BRAND/MODEL		JCB 180LX		TAL042G		UC 224 D-S1L2-R			
DUTY		Continuous			Stand By				
AMBIENT	C°	40°C			27°C				
CLASS / TEMP. RISE	C°	H / 125° K			H / 163° K				
SERIES STAR	V	416/240	440/254	480/277	1 Phase	416/240	440/254	480/277	1 Phase
PARALLEL STAR	V	208/120	220/127	240/138	-	208/120	220/127	240/138	-
SERIES DELTA	V	240	254	277	240	240	254	277	240
OUTPUT POWER	kVA	57,0	61,0	61,0	41,0	63,0	67,0	67,0	45,0
OUTPUT POWER	kW	45,6	48,8	48,8	32,8	50,4	53,6	53,6	36,0

CONTROL MODULE ALERTS

- Emergency Stop Malfunction
- High Generator Frequency
- Low Generator frequency, Low Load
- Over Current, Unbalanced Current
- Low Generator Voltage
- High generator Frequency
- Phase sequence error
- Overload, Heat Sensor Broken
- Low Water Level (Optional)
- Low Oil Pressure, Reverse Power
- Low Water Temperature


- Start Error, Stop Error
- Magnetic Pickup Error
- Charge Alternator Error
- Unbalanced Load
- Maintenance Time Alarm
- Low Speed, High Speed
- Broken Oil Sensor Cable
- High Oil Temperature (Optional)
- Low Fuel Level (Optional), High Battery Voltage
- Low Battery Voltage, High Water Temperature
- Electronic Can bus Errors (ECU)

CONTROL PANEL SPECIFICATIONS



- Powder Painted Steel Panel with Lockable Door
- ATS (Automatic Transfer Panel)-Optional
- Control Module
- Battery Charger
- Emergency Stop Button
- Terminal Blocks
- Load Output Terminal
- System Protection MSBs
- Circuit Breaker-Optional
- LCD Screen
- Control Relays
- Backlit, 128x64 Pixels

CONTROL MODULE TECHNICAL PARAMETERS

Brand		Brand	Trans-MIDIAMF.232.GP
Dimensions	120mmx94mm.	Protection Class	IP65 From the Front
Weight	260 gr.	Environmental Conditions	2000 meters above sea level
Ambient Humidity	Max. %90.	Ambient Temperature	-20°C to +70°C
DC Battery Supply Voltage	8 - 32 V	Battery Voltage Measurement	8 – 32 V
Network Frequency	5 - 99,9 Hz	Mains Voltage Measurement	3 - 300 V phase -Neutral, 5 - 99,9 Hz
Generator Voltage Measurement	3 - 300 V	Generator Frequency	5 - 99,9 Hz
Current Transformer Secondary	5A	Working Period	Continuous
Charge Alternator Voltage Measurement	8 - 32 V	Charge Alternator Excitation	210mA &12V, 105mA &24V Nominal 2.5W
Communication Interface	RS-232	Analog Sender Measurement	0 - 1300ohm
Generator Contactor Relay Output	5A & 250V	Mains Contactor Relay Output	5A & 250V
Solenoid Transistor Outputs	1A with DC Supply	Start Transistor Outputs	1A with DC Supply
Configurable-3 Transistor Outputs	1A with DC Supply	Configurable-4 Transistor Outputs	1A with DC Supply

CONTROL MODULE FUNCTION


Mains Voltage Level Control	Generator Voltage Level Control	3 Phase Generator Protections	3 Phase AMF Function	Alarm Horn
Network Frequency Level Control	Generator Frequency level Control	- High / Low Voltage	- High / Low Frequency	Heater Tube Thermostat Control
Engine Operating Option Control	Generator Current Level Control	- High / Low Frequency	- High / Low Voltage	Modbus and SNMP
Engine Stop Option Control	Generator Powder Level Control	- Current / Voltage Asymmetry	- High / Low Water Temperature	Working Hour
Engine Speed (RPM) Level Control	Generator work Schedule and Timing Control	- Overcurrent / Overload	- High / Low Load	Ground Leakage
Battery Voltage Options Times	Oil Pressure Controllers Control	Overheat Control	Mains., Generator ATS Control	Analog Modem
Check Engine Maintenance Times	Configurable Analog Inputs and Outputs	1 Phase or 3 Phase, Phase Selection	Network, Voltage, Frequency Display	Ethernet, USB, RS232, RS485
Communication Interfaces GPRS, GSM	Keeping Error Records of Past Events	Parameter Setting via Control Module	Parameter Setting via Computer	Selectable Protection Alarm / Shutdown
Engine Speed, Voltage, Earning	Configurable Programmable Digital Inputs and Outputs	Water Temperature Current and Frequency	Hours of Operation Phase sequence	Battery Voltage Oil Pressure

SOUND PROOF CANOPY AND BASE FRAME (CHASSIS) SPECIFICATIONS



- Special, Registered JCB Energy Design and Colour
- A1 Quality DKP / HRU / Galvanized Steel
- Sensitive Twist on Automatic Press Brake
- Delicate Cut on Automatic Punch and Laser Bench
- Sensitive Welding on Robotic Welding Bench
- Chemical Cleaning Nano Technology Before Painting
- Robotic Painting with Electrostatic Powder Paint
- Drying and stabilizing on 200 °C Ovens
- 1500 Hour Salt Test
- Glass wool Isolation, A1 Class Material -50/+500 °C
- Special Covering Over Glass Wool
- Best Sound Level (in Dba)
- Temperature Tests
- Rustproof Accessories
- Cable Exit Connectors and Glands
- Emergency Stop Button
- Fuel Level Gauge
- Fuel Drain Cap
- Fuel Inlet and Return Records
- Impermeability Test for Fuel Tank
- Vacuumed Rubber Mounted
- High Quality weatherstrips
- High Quality Shock Absorbers
- Fuel Filling Cap (with ventilation)
- Lifting and Carrying Equipment
- Internal Exhaust Mufflers (Silencers)
- External Exhaust Mufflers (Silencers)
- Radiator water Filling Cap
- Daily Fuel Tank, External Fuel Tank


OUR CERTIFICATES



GCR CERT

CERTIFICATE

HEALTHY & SAFE WORKPLACE CERTIFICATE




**JCB ENERGY ELECTRIC
POWER INDUSTRY**

CALLE DE TRESPADERNE, NUM 7
PLANTA 3, PUERTA C
28042 MADRID - (MADRID), SPAIN


It has been entitled to obtain a Healthy and Safe Workplace Certificate by fulfilling the requirements for COVID-19 measures, within the physical conditions of the business, with in the scope of the Healthy and Safe Workplace Certificate program.

**FACTORIES - PRODUCTION LOCATIONS:
ELECTRICAL AND ELECTRONICS INDUSTRY**

Certificate Number : GCR/CERT-11.2023.3650
Certificate Issue Date : 07.11.2023
Certificate Validity : 06.11.2025



Abimanyu Gaurav
Approval




GCR CERT

CERTIFICATE



**JCB ENERGY ELECTRIC
POWER INDUSTRY**

CALLE DE TRESPADERNE, NUM 7
PLANTA 3, PUERTA C
28042 MADRID - (MADRID), SPAIN

In recognition of the organization's Management System which complies with

ISO 22716:2013:GMP GOOD MANUFACTURING PRACTICES


The scope of activities covered by this certificate is defined below

PRODUCTION, SALES AND SERVICE OF DIESEL GENERATORS, PORTABLE GENERATORS, GAS GENERATORS, LIGHT TOWER GENERATORS, WELDING GENERATORS, TRAILER GENERATORS, GENERATOR SPARE PARTS, SYNCHRONIZED SYSTEM, WATER PUMPS, ALTERNATORS, FORKLIFTS, UPS, REGULATORS, CONVERTERS, SHUTTER POWER SOURCES, TRANSFORMERS, SOLAR PANELS

Certificate Number : GCR/CERT-11.2023.3585
Certificate Issue Date : 01.11.2023
Certificate Validity : 11.10.2025




Abimanyu Gaurav
Approval

GCR CERT

CERTIFICATE



**JCB ENERGY ELECTRIC
POWER INDUSTRY**

CALLE DE TRESPADERNE, NUM 7
PLANTA 3, PUERTA C
28042 MADRID - (MADRID), SPAIN


In recognition of the organization's Management System which complies with

GHP



The scope of activities covered by this certificate is defined below

PRODUCTION, SALES AND SERVICE OF DIESEL GENERATORS, PORTABLE GENERATORS, GAS GENERATORS, LIGHT TOWER GENERATORS, WELDING GENERATORS, TRAILER GENERATORS, GENERATOR SPARE PARTS, SYNCHRONIZED SYSTEM, WATER PUMPS, ALTERNATORS, FORKLIFTS, UPS, REGULATORS, CONVERTERS, SHUTTER POWER SOURCES, TRANSFORMERS, SOLAR PANELS

Certificate Number : GCR/CERT-11.2023.3587
Certificate Issue Date : 01.11.2023
Certificate Validity : 11.10.2025




Abimanyu Gaurav
Approval

GCR CERT

CERTIFICATE



**JCB ENERGY ELECTRIC
POWER INDUSTRY**

CALLE DE TRESPADERNE, NUM 7
PLANTA 3, PUERTA C
28042 MADRID - (MADRID), SPAIN


In recognition of the organization's Management System which complies with

GDP



The scope of activities covered by this certificate is defined below

PRODUCTION, SALES AND SERVICE OF DIESEL GENERATORS, PORTABLE GENERATORS, GAS GENERATORS, LIGHT TOWER GENERATORS, WELDING GENERATORS, TRAILER GENERATORS, GENERATOR SPARE PARTS, SYNCHRONIZED SYSTEM, WATER PUMPS, ALTERNATORS, FORKLIFTS, UPS, REGULATORS, CONVERTERS, SHUTTER POWER SOURCES, TRANSFORMERS, SOLAR PANELS

Certificate Number : GCR/CERT-11.2023.3596
Certificate Issue Date : 01.11.2023
Certificate Validity : 11.10.2025




Abimanyu Gaurav
Approval

GCR CERT

CERTIFICATE



**JCB ENERGY ELECTRIC
POWER INDUSTRY**

CALLE DE TRESPADERNE, NUM 7
PLANTA 3, PUERTA C
28042 MADRID - (MADRID), SPAIN


In recognition of the organization's Management System which complies with

ISO 10002:2018



The scope of activities covered by this certificate is defined below

PRODUCTION, SALES AND SERVICE OF DIESEL GENERATORS, PORTABLE GENERATORS, GAS GENERATORS, LIGHT TOWER GENERATORS, WELDING GENERATORS, TRAILER GENERATORS, GENERATOR SPARE PARTS, SYNCHRONIZED SYSTEM, WATER PUMPS, ALTERNATORS, FORKLIFTS, UPS, REGULATORS, CONVERTERS, SHUTTER POWER SOURCES, TRANSFORMERS, SOLAR PANELS

Certificate Number : GCR/CERT-10.2023.3525
Certificate Issue Date : 25.06.2023
Certificate Validity : 24.10.2025



Abimanyu Gaurav
Approval

JCB Energy Electric Power Industry S.L.


HAS OUR TOTAL SUPPORT

We are pleased to certify that this company, with its registered office (address as below), is fully authorized as an Original Equipment Manufacturer partner to incorporate Mecc Alte AC Generators when selling and distributing generating sets.

Mecc Alte also certifies that its products sold to this company are fully covered by the Mecc Alte Warranty.

Mecc Alte provides this company access to its wealth of technical knowledge in order to incorporate Mecc Alte AC Generators when selling and distributing generating sets.

World-class after-sales 1 - 80000VA.




**APPROVED
MANUFACTURER**

Radiak Mikvica

CERTIFICATE NO:
MA00163

VALID UNTIL
31 December 2025

COMPANY ADDRESS:
C/da de Huespedes, 1, PC 28042,
Madrid, Spain



POWER FROM WITHIN

CERTIFICATE OF REGISTRATION

This is to certify that the Management System of

JCBENERGY

JCB ENERGY ELECTRIC POWER INDUSTRY

CALLE DE TRESPADERNE, NUM 7 PLANTA 3, PUERTA C 28042 MADRID - (MADRID), SPAIN

is in accordance with the requirements of the following standard

ISO/IEC 27001:2022
(Information Security Management System)

SCOPE OF CERTIFICATION

PROTECTION OF INFORMATION ASSETS OF RECORDS IN PRODUCTION, SALES AND SERVICE OF DIESEL GENERATORS, PORTABLE GENERATORS, GAS GENERATORS, LIGHT TOWER GENERATORS, WELDING GENERATORS, TRAILER GENERATORS, GENERATOR SPARE PARTS, SYNCHRONIZED SYSTEM, WATER PUMPS, ALTERNATORS, FORKLIFTS, UPS, REGULATORS, CONVERTERS, SHUTTER POWER SOURCES, TRANSFORMERS, SOLAR PANELS
S&A Details: JCB12.12.2023

Certificate Number : **QCAS-JEE-24-051581691**

Initial Certification Date : 26 Nov 2024 Date of Expiry : 26 Nov 2027
1st Surveillance Date : 26 Oct 2025 2nd Surveillance Date : 26 Oct 2026

Verify the Certificate: <https://gaafs.us/site/search/>

Issued by QCAS Certifications Inc.
Managing Director

CERTIFICATE OF REGISTRATION

This is to certify that the Management System of

JCBENERGY

JCB ENERGY ELECTRIC POWER INDUSTRY

CALLE DE TRESPADERNE, NUM 7 PLANTA 3, PUERTA C 28042 MADRID - (MADRID), SPAIN

is in accordance with the requirements of the following standard

ISO 50001:2018
(Energy Management System)

SCOPE OF CERTIFICATION

PRODUCTION, SALES AND SERVICE OF DIESEL GENERATORS, PORTABLE GENERATORS, GAS GENERATORS, LIGHT TOWER GENERATORS, WELDING GENERATORS, TRAILER GENERATORS, GENERATOR SPARE PARTS, SYNCHRONIZED SYSTEM, WATER PUMPS, ALTERNATORS, FORKLIFTS, UPS, REGULATORS, CONVERTERS, SHUTTER POWER SOURCES, TRANSFORMERS, SOLAR PANELS

Certificate Number : **QCAS-JCB-23-05158814**

1st Surveillance Completed : 26 Nov 2024

Initial Certification Date : 25 Oct 2023 Date of Expiry : 24 Oct 2026
1st Surveillance Date : 25 Sep 2024 2nd Surveillance Date : 25 Sep 2025

Verify the Certificate: <https://gaafs.us/site/search/>

Issued by QCAS Certifications Inc.
Managing Director

Certificate of Surveillance

This is to certify that the Environmental Management System of

JCBENERGY

JCB ENERGY ELECTRIC POWER INDUSTRY

CALLE DE TRESPADERNE, NUM 7, PLANTA 3, PUERTA C, 28042 MADRID - (MADRID), SPAIN

is in accordance with the requirements of the following standard

ISO 14001:2015
(Environmental Management System)

SCOPE

PRODUCTION, SALES AND SERVICE OF DIESEL GENERATORS, PORTABLE GENERATORS, GAS GENERATORS, LIGHT TOWER GENERATORS, WELDING GENERATORS, TRAILER GENERATORS, GENERATOR SPARE PARTS, SYNCHRONIZED SYSTEM, WATER PUMPS, ALTERNATORS, FORKLIFTS, UPS, REGULATORS, CONVERTERS, SHUTTER POWER SOURCES, TRANSFORMERS, SOLAR PANELS
IAF Code: 18.19

Certificate Number : 25102303424
1st Surveillance Completed: 24 Nov 2024

To verify certificate, visit at :
www.arscert.com
<https://uaifaccreditation.org>
<https://www.iafcertsearch.org/>

Issued by ARS Assessment Private Limited
Managing Director

Certificate of Surveillance

This is to certify that the Occupational Health and Safety Management System of

JCBENERGY

JCB ENERGY ELECTRIC POWER INDUSTRY

CALLE DE TRESPADERNE, NUM 7, PLANTA 3, PUERTA C, 28042 MADRID - (MADRID), SPAIN

is in accordance with the requirements of the following standard

ISO 45001:2018
(Occupational Health and Safety Management System)

SCOPE

PRODUCTION, SALES AND SERVICE OF DIESEL GENERATORS, PORTABLE GENERATORS, GAS GENERATORS, LIGHT TOWER GENERATORS, WELDING GENERATORS, TRAILER GENERATORS, GENERATOR SPARE PARTS, SYNCHRONIZED SYSTEM, WATER PUMPS, ALTERNATORS, FORKLIFTS, UPS, REGULATORS, CONVERTERS, SHUTTER POWER SOURCES, TRANSFORMERS, SOLAR PANELS
IAF Code: 18.19

Certificate Number : 25102303424
1st Surveillance Completed: 24 Nov 2024

To verify certificate, visit at :
www.arscert.com
<https://uaifaccreditation.org>
<https://www.iafcertsearch.org/>

Issued by ARS Assessment Private Limited
Managing Director

Certificate of Surveillance

This is to certify that the Quality Management System of

JCBENERGY

JCB ENERGY ELECTRIC POWER INDUSTRY

CALLE DE TRESPADERNE, NUM 7, PLANTA 3, PUERTA C, 28042 MADRID - (MADRID), SPAIN

is in accordance with the requirements of the following standard

ISO 9001:2015
(Quality Management System)

SCOPE

PRODUCTION, SALES AND SERVICE OF DIESEL GENERATORS, PORTABLE GENERATORS, GAS GENERATORS, LIGHT TOWER GENERATORS, WELDING GENERATORS, TRAILER GENERATORS, GENERATOR SPARE PARTS, SYNCHRONIZED SYSTEM, WATER PUMPS, ALTERNATORS, FORKLIFTS, UPS, REGULATORS, CONVERTERS, SHUTTER POWER SOURCES, TRANSFORMERS, SOLAR PANELS
IAF Code: 18.19

Certificate Number : 25102303424
1st Surveillance Completed: 24 Nov 2024

To verify certificate, visit at :
www.arscert.com
<https://uaifaccreditation.org>
<https://www.iafcertsearch.org/>

Issued by ARS Assessment Private Limited
Managing Director

JCBENERGY[®]
GENERATOR



www.jcbenergy.com